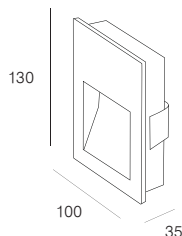


1185

Mini Kayl



CONSTRUCTION & DESIGN

- Recessed wall mounted LED luminaire for internal use
- House and trim constructed in pressed steel. Trim is finished in satin white, bright silver powdercoated paint or brushed AISI 316 Stainless Steel
- Concealed LED for low glare illumination which is perfect for illuminating stairs and walkways in up/down light position
- Frosted cover providing IP40 protection

TECHNICAL PERFORMANCE

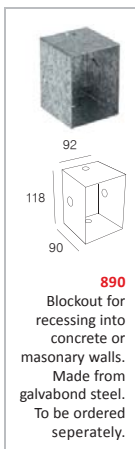
- 3.9W total system power consumption with overload and short circuit protection
- > 65,000 hours lifespan (L70)
- Premium quality Japanese LED Module with high lumen output per watt
- Chromaticity tolerance (MacAdam step) - 2
- Available in 3K, 4K, and 5K colour temperature with low colour shift over time

OPTICAL & THERMAL PERFORMANCE

- Reflector constructed in matte anodised high purity aluminium providing optimal performance and ultra low glare
- LED thermal management incorporates conduction to transfer heat rapidly away from LED source

ELECTRICAL SYSTEM

- **Input voltage 24V DC:**
Connects to remote 24V DC power supply (TO BE ORDERED SEPARATELY)
- Parallel connection
- **Power supply datasheets**
Refer to pages 292 and 293



890

Blockout for recessing into concrete or masonry walls. Made from galvabond steel. To be ordered separately.

Weight (kg)	3K and 4K	5K						IP40	195
0.2	CRI >85	CRI >75	84 x 115		SELV				

TOTAL SYSTEM POWER CONSUMPTION = 3.9W

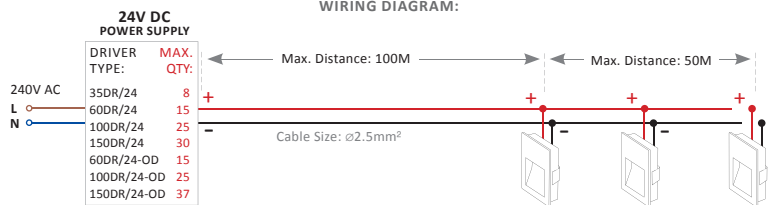
CODE ORDERING GUIDE: PRODUCT CODE / DIMMING SUFFIX (if required) – COLOUR SUFFIX
Example: 1185-3K-24V-01 or 1185-3K-24V/DALI-01

WATTAGE	COLOUR TEMPERATURE	>55° WIDE	INPUT VOLTAGE		HOT LED LUMENS
			PRODUCT CODES		
3.9W	3K		24V DC	370	
	4K		24V DC	390	
	5K		24V DC	425	
DIMMING OPTIONS: ADD SUFFIX AFTER THE CODE					3.9W
/DALI	DALI Dimming				✓
	Switch Dim				✓
/AD	Analogue Dimming 1-10V				✓
Non Dimmable					STANDARD

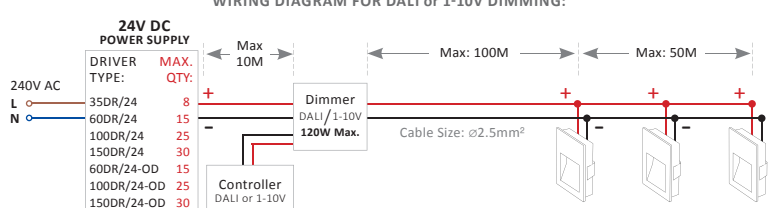
COLOUR OPTIONS: ADD SUFFIX AFTER THE CODE

- 01 Satin White
- 10 Bright Silver
- 28 Brushed Stainless Steel

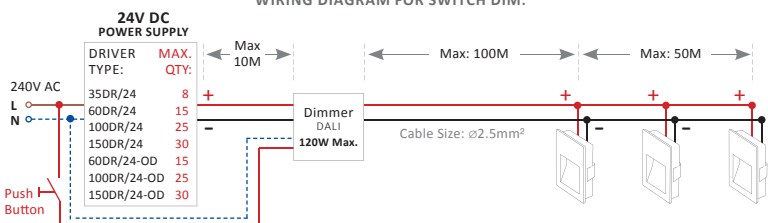
WIRING DIAGRAM:



WIRING DIAGRAM FOR DALI or 1-10V DIMMING:



WIRING DIAGRAM FOR SWITCH DIM:



1205

Kayl 2



CONSTRUCTION & DESIGN

- Wall mounted LED luminaire for indoor use
- House and trim constructed in pressed steel and zinc plated designed to be mounted directly on plasterboard walls
- Trim is finished in satin white, bright silver powdercoated paint or brushed stainless steel
- Concealed LED for low glare illumination which is perfect for illuminating stairs and walkways in up/down light position
- Optional blockout made from galvabond steel for recessing into concrete or masonry walls

TECHNICAL PERFORMANCE

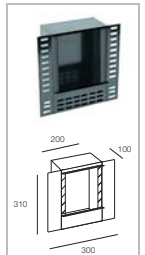
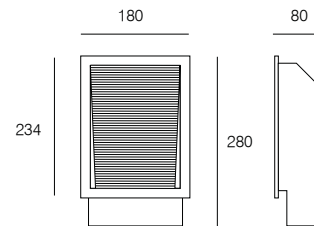
- 13W total system power consumption with overload and short circuit protection
- > 65,000 hours lifespan (L70)
- Premium quality Japanese LED Module with high lumen output per watts
- Chromaticity tolerance (MacAdam step) - 2
- Available in 3K, 4K, and 5K colour temperature with very low colour shift over time

OPTICAL & THERMAL PERFORMANCE

- Reflector and customised heatsink provides premium optical and thermal performance
- The concealed light source and indirect illumination provides soft ambient lighting

ELECTRICAL SYSTEM

- Supplied completely assembled with integral leading and trailing edge mains dimmable driver and terminal block
- Power factor > 0.9 with active power factor correction
- Input voltage 220-240V, 50/60 Hz



776
Recessing box is to be used for cement rendered walls only. To be ordered separately

3K and 4K CRI >85	5K CRI >75		155x210				IP20
----------------------	---------------	--	---------	--	--	--	------

TOTAL SYSTEM POWER CONSUMPTION = 13W

CODE ORDERING GUIDE: PRODUCT CODE – COLOUR SUFFIX
Example: 1205-3K-13W-01

WATTAGE	COLOUR TEMPERATURE	> 55° WIDE	PRODUCT CODES	
			PRODUCT CODE	HOT LED LUMENS
13W	3K		1205-3K	1519
	4K		1205-4K	1607
	5K		1205-5K	1646

DIMMING OPTIONS: ADD SUFFIX AFTER THE CODE			13W
/DALI	Dali Dimming (remote driver)		✓
/DSI	Digital Dimming (remote driver)		✓
	Switch Dim (remote driver)		✓
/AD	Analogue Dimming 1-10V (remote driver)		✓
Leading & Trailing edge mains dimmable (integral driver)			STANDARD

COLOUR OPTIONS: ADD SUFFIX AFTER THE CODE

- 01 Satin White
- 10 Bright Silver
- 28 Brushed Stainless Steel

1206

Kayl 3



CONSTRUCTION & DESIGN

- Wall mounted LED luminaire for indoor use
- House and trim constructed in pressed steel and zinc plated designed to be mounted directly on plasterboard walls
- Trim is finished in satin white, bright silver powdercoated paint or brushed stainless steel
- Concealed LED for low glare illumination which is perfect for illuminating stairs and walkways in up/down light position
- Optional blockout made from galvabond steel for recessing into concrete or masonry walls

TECHNICAL PERFORMANCE

- 22W total system power consumption with overload and short circuit protection
- > 65,000 hours lifespan (L70)
- Premium quality Japanese LED Module with high lumen output per watts
- Chromaticity tolerance (MacAdam step) - 2
- Available in 3K, 4K, and 5K colour temperature with very low colour shift over time

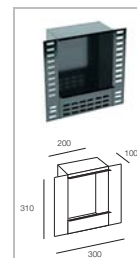
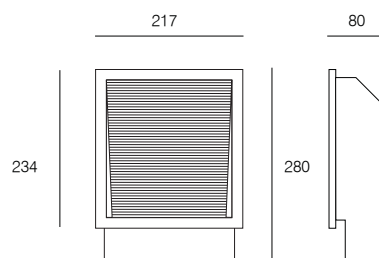
OPTICAL & THERMAL PERFORMANCE

- Reflector and customised heatsink provides premium optical and thermal performance
- The concealed light source and indirect illumination provides soft ambient lighting

ELECTRICAL SYSTEM

- Supplied completely assembled with integral leading and trailing edge mains dimmable driver and terminal block
- Power factor > 0.9 with active power factor correction
- Input voltage 220-240V, 50/60 Hz

197



788
Recessing box is to be used for cement rendered walls only. To be ordered separately

3K and 4K CRI >85	5K CRI >75		195x210				IP20
----------------------	---------------	--	---------	--	--	--	------

TOTAL SYSTEM POWER CONSUMPTION = 22W

CODE ORDERING GUIDE: PRODUCT CODE – COLOUR SUFFIX

Example: 1206-3K-22W-01

WATTAGE	COLOUR TEMPERATURE	> 55° WIDE	HOT LED LUMENS
		PRODUCT CODES	
22W	3K	1206-3K	2414
	4K	1206-4K	2584
	5K	1206-5K	2618

DIMMING OPTIONS: ADD SUFFIX AFTER THE CODE

/DALI	Dali Dimming (remote driver)	22W	✓
/DSI	Digital Dimming (remote driver)		✓
	Switch Dim (remote driver)		✓
/AD	Analogue Dimming 1-10V (remote driver)		✓
	Leading & Trailing edge mains dimmable (integral driver)		STANDARD

COLOUR OPTIONS: ADD SUFFIX AFTER THE CODE

- 01 Satin White
- 10 Bright Silver
- 28 Brushed Stainless Steel

1332

Mini Zoom



CONSTRUCTION & DESIGN

- Wall mounted LED luminaire for indoor use
- Constructed in pressed steel and finished in textured white and textured silver powdercoat paint
- Wall mounted indirect LED luminaire with contemporary design and clean aesthetics to compliment any interior
- Diffused acrylic cover for a smooth even light distribution and low glare performance
- Modular gear tray assembly for quick installation
- Ideal for general illumination and highlighting architectural features

TECHNICAL PERFORMANCE

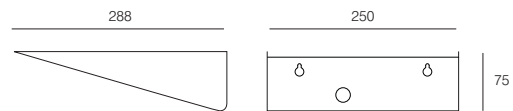
- 13W or 22W total system power consumption with overload and short circuit protection
- > 65,000 hours lifespan (L70)
- Premium quality Japanese LED Module with high lumen output per watts
- Chromaticity tolerance (MacAdam step) - 2
- Available in 3K, 4K, and 5K colour temperature with very low colour shift over time

OPTICAL & THERMAL PERFORMANCE

- Reflector and customised heatsink provides premium optical and thermal performance
- The concealed light source and indirect illumination provides soft ambient lighting

ELECTRICAL SYSTEM

- Supplied completely assembled with integral leading and trailing edge mains dimmable driver and terminal block
- Power factor > 0.9 with active power factor correction
- Input voltage 220-240V, 50/60 Hz



Weight (kg)	3K and 4K	5K							
1.8	CRI >85	CRI >75							

TOTAL SYSTEM POWER CONSUMPTION = 13W /22W

CODE ORDERING GUIDE: PRODUCT CODE – COLOUR SUFFIX

Example: 1332-3K-13W-03

WATTAGE	COLOUR TEMPERATURE			HOT LED LUMENS
		PRODUCT CODES		
13W	3K	1332-3K-13W		1519
	4K	1332-4K-13W		1607
	5K	1332-5K-13W		1646
22W	3K	1332-3K-22W		2414
	4K	1332-4K-22W		2584
	5K	1332-5K-22W		2618

SUPPLIED AS STANDARD WITH INTEGRAL LEADING & TRAILING EDGE MAINS DIMMABLE DRIVER

COLOUR OPTIONS: ADD SUFFIX AFTER THE CODE

- 03 Textured White
- 11 Textured Silver

1330
1331

Zoom

**CONSTRUCTION & DESIGN**

- Wall mounted LED luminaire for indoor use
- Constructed in pressed steel and finished in textured white and textured silver powdercoat paint
- Wall mounted indirect LED luminaire with contemporary design and clean aesthetics to compliment any interior
- Diffused acrylic cover for a smooth even light distribution and low glare performance
- Modular gear tray assembly for quick installation
- Ideal for general illumination and highlighting architectural features

TECHNICAL PERFORMANCE

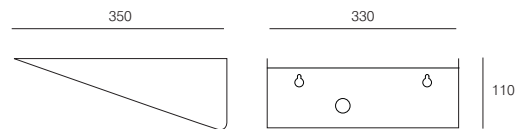
- 22W or 28W total system power consumption with overload and short circuit protection
- > 65,000 hours lifespan (L70)
- Premium quality Japanese LED Module with high lumen output per watts
- Chromaticity tolerance (MacAdam step) - 2
- Available in 3K, 4K, and 5K colour temperature with very low colour shift over time

OPTICAL & THERMAL PERFORMANCE

- Reflector and customised heatsink provides premium optical and thermal performance
- The concealed light source and indirect illumination provides soft ambient lighting

ELECTRICAL SYSTEM

- Supplied completely assembled with integral leading and trailing edge mains dimmable driver and terminal block
- Power factor > 0.9 with active power factor correction
- Input voltage 220-240V, 50/60 Hz



Weight (kg)	3K and 4K	5K							
2.2	CRI >85	CRI >75							

TOTAL SYSTEM POWER CONSUMPTION = 22W /28W

CODE ORDERING GUIDE: PRODUCT CODE – COLOUR SUFFIX

Example: 1330-3K-03

WATTAGE	COLOUR TEMPERATURE			HOT LED LUMENS
		PRODUCT CODES		
22W	3K	1330-3K		2414
	4K	1330-4K		2584
	5K	1330-5K		2618
28W	3K	1331-3K		3312
	4K	1331-4K		3480
	5K	1331-5K		3552

SUPPLIED AS STANDARD WITH INTEGRAL LEADING & TRAILING EDGE MAINS DIMMABLE DRIVER

COLOUR OPTIONS: ADD SUFFIX AFTER THE CODE

- 03 Textured White
- 11 Textured Silver